

A1 INSTALLATION DRAWING

IF THIS DOCUMENT IS PRINTED IN HARDCOPY, IT IS FOR INFORMATION USE ONLY AND THEREFORE IS NOT SUBJECT TO UPDATING CONTROLS. ALWAYS REFER TO SOLIDWORKS VIEWER FOR LATEST ISSUE



FIRST ANGLE PROJECTION

THIS DRAWING IS CONFIDENTIAL AND IS SUPPLIED ON THE EXPRESS CONDITION THAT IT SHALL NOT BE LOANED OR COPIED OR DISCLOSED TO ANY OTHER PERSON OR USED FOR ANY OTHER PURPOSE WITHOUT THE WRITTEN CONSENT OF AP RACING LTD.



© AP Racing Ltd. 2013

AP Racing
Wheler Road
Coventry
CV3 4LB

Tel: +44 (0) 24 7663 9595
Fax: +44 (0) 24 7663 9559
e-mail: engineering@apracings.co.uk
Web site: <http://www.apracing.com>

DISC PART NUMBERS:

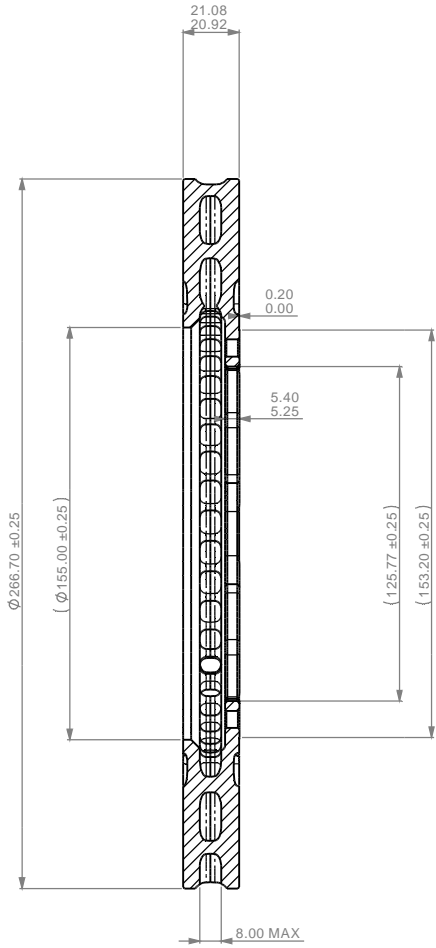
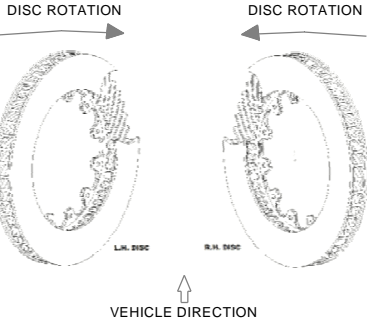
CP3947-48 RH AS DRAWN CP3947-49 LH OPPOSITE

THIS IS A 47 CURVED VANE DISC OF MASS 3.92Kg

THIS DISC WAS DESIGNED TO WORK WITH A D54.7 DEPTH PAD.

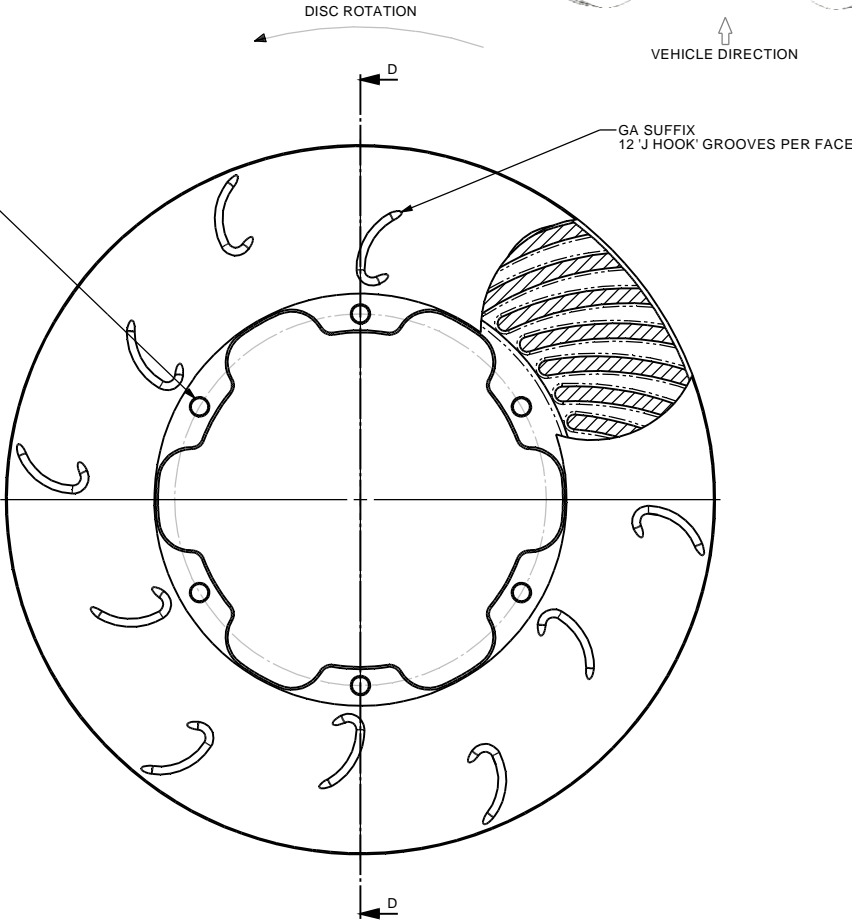
FOR DISC MOUNTING TECHNIQUES, BEDDING PROCEDURE AND DISC COOLING RECOMMENDATIONS SEE AP RACING BRAKE DISC CATALOGUE.

DISC INSTALLATION



D-D

6 HOLES Ø6.45/6.40 THRO'
EQUISPACED ON A Ø139.70 PCD



SCALE 1:1 SHEET 1 OF 1

DRAWN James Nurse

APPROVED

DERIVED FROM CP4136-48

TITLE

Ø266.70 x 21.00
VENTILATED DISC

DRG NO. CP3947-48-9GA CD