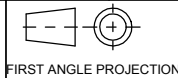


A2 INSTALLATION DRAWING

If this document is printed in hardcopy, it is for information use only and therefore is not subject to updating controls. Always refer to viewer for latest issue.



THIS DRAWING IS CONFIDENTIAL AND IS SUPPLIED ON THE EXPRESS CONDITION THAT IT SHALL NOT BE LOANED OR COPIED OR DISCLOSED TO ANY OTHER PERSON OR USED FOR ANY OTHER PURPOSE WITHOUT THE WRITTEN CONSENT OF AP RACING LTD.

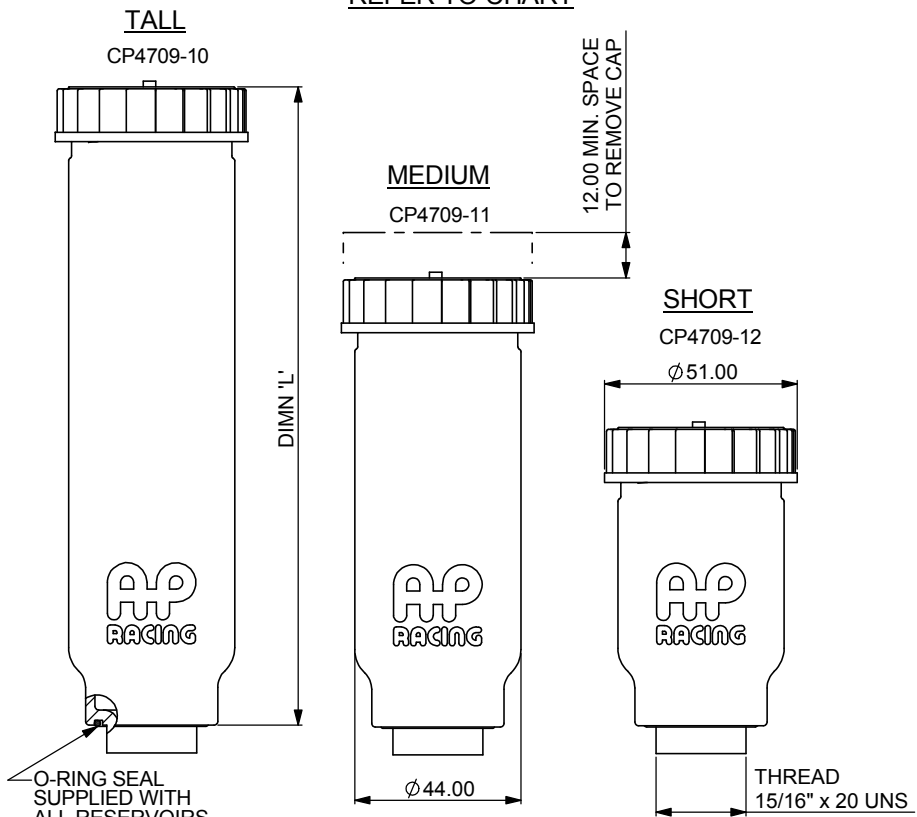


AP Racing
Wheler Road
Coventry
CV3 4LB

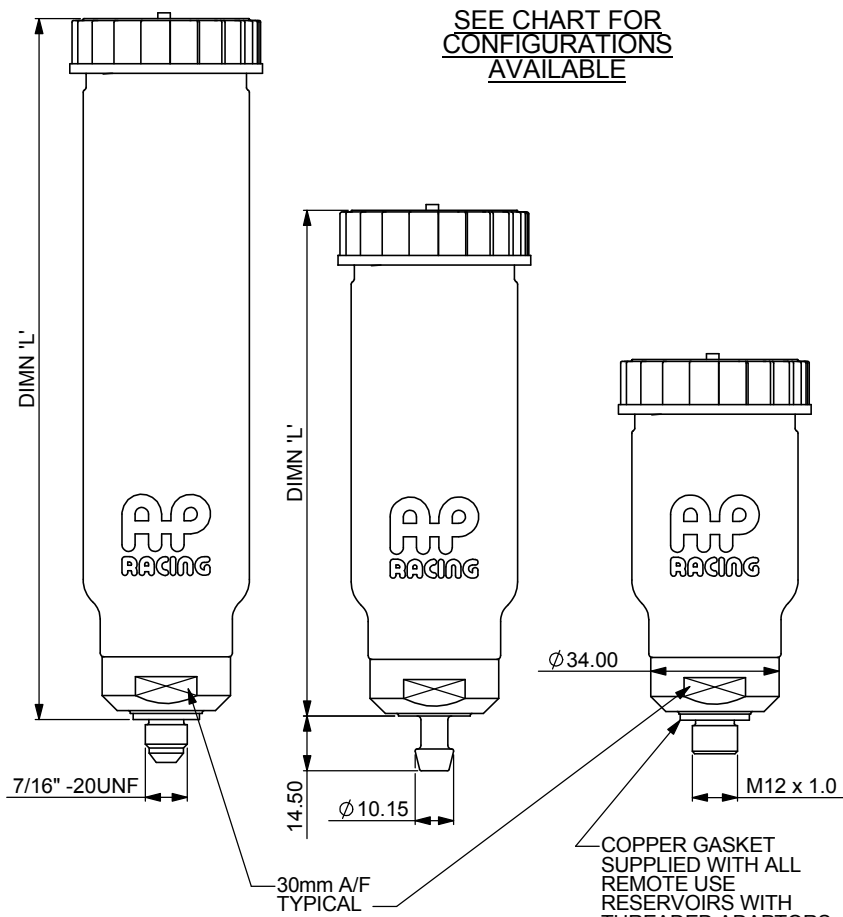
Tel: +44 024 7663 9595
Fax: +44 024 7663 9559
e-mail: sales@ap racing.co.uk
Web site: http://www.ap racing.com

© AP Racing Ltd. 2005

3 VOLUMES AVAILABLE REFER TO CHART



SEE CHART FOR CONFIGURATIONS AVAILABLE



RESERVOIRS FOR DIRECT FITMENT TO MASTER CYLINDER.

(FOR FITTING INSTRUCTIONS SEE AP RACING LEAFLET P14.073
SUPPLIED WITH RESERVOIR ASSEMBLY)

RESERVOIRS FOR REMOTE USE

OPTIONAL BELLOWS AVAILABLE PART No CP2709-156

RESERVOIR ASSEMBLY PT No.	TYPE	VOLUME CC's		DIMN 'L' mm	THREAD SIZE	REMARKS
		Basic	With Bellows			
CP4709-10	TALL	170	155	169	15/16" x 20 UNS	FITS DIRECTLY TO MASTER CYLINDERS CP2623, CP4623, CP5623, CP6093, CP6231
CP4709-11	MEDIUM	110	95	119	15/16" x 20 UNS	FITS DIRECTLY TO MASTER CYLINDERS CP2623, CP4623, CP5623, CP6093, CP6231
CP4709-12	SHORT	65	50	79	15/16" x 20 UNS	FITS DIRECTLY TO MASTER CYLINDERS CP2623, CP4623, CP5623, CP6093, CP6231
CP4709-13	SHORT	65	50	96	7/16" x 20 UNF	GENERALLY FOR REMOTE USE BUT WILL FIT DIRECT TO MASTER CYLINDER CP4400
CP4709-14	MEDIUM	110	95	136	7/16" x 20 UNF	GENERALLY FOR REMOTE USE BUT WILL FIT DIRECT TO MASTER CYLINDER CP4400
CP4709-15	TALL	170	155	186	7/16" x 20 UNF	GENERALLY FOR REMOTE USE BUT WILL FIT DIRECT TO MASTER CYLINDER CP4400
CP4709-16	SHORT	65	50	96	M12 x 1.0	FOR REMOTE USE
CP4709-17	MEDIUM	110	95	136	M12 x 1.0	FOR REMOTE USE
CP4709-19	SHORT	65	50	94	-	PUSH-ON ADAPTOR FOR REMOTE USE
CP4709-20	MEDIUM	110	95	134	-	PUSH-ON ADAPTOR FOR REMOTE USE
CP4709-21	TALL	170	155	184	-	PUSH-ON ADAPTOR FOR REMOTE USE

Issue No.	Alterations		Zone	Initials
	Date & No.	Particulars		
1	21/09/04 B3408	FIRST ISSUE	#	DRA
2	24/11/04 B4130	PUSH-ON ADAPTOR TYPE NOW SHOWN. 20 ASSEMBLY ADDED TO CHART	#	DRA
3	10/07/08 B5251	CP4709-19 & CP4709-21 ADDED		SAT
4	05/01/09 B5393	OPTIONAL BELLOWS NOTE ADDED. VOLUMES WITH AND WITHOUT BELLOWS ADDED/CORRECTED.		DRA

SCALE 1:1		SHEET 1 OF 1	
DRAWN		D. Arrowsmith	
APPROVED			
DERIVED FROM			
TITLE RESERVOIR INSTALLATION DRAWING			
DRG NO.		CP4709-1CD	