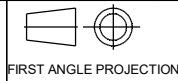


A2 INSTALLATION DRAWING

If this document is printed in hardcopy, it is for information use only and therefore is not subject to updating controls. Always refer to viewer for latest issue.



THIS DRAWING IS CONFIDENTIAL AND IS SUPPLIED ON THE EXPRESS CONDITION THAT IT SHALL NOT BE LOANED OR COPIED OR DISCLOSED TO ANY OTHER PERSON OR USED FOR ANY OTHER PURPOSE WITHOUT THE WRITTEN CONSENT OF AP RACING LTD.

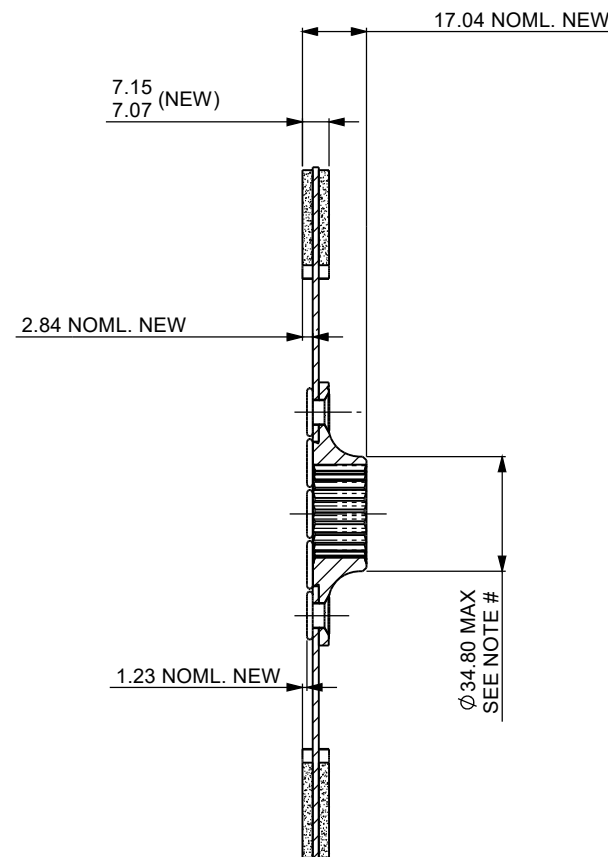
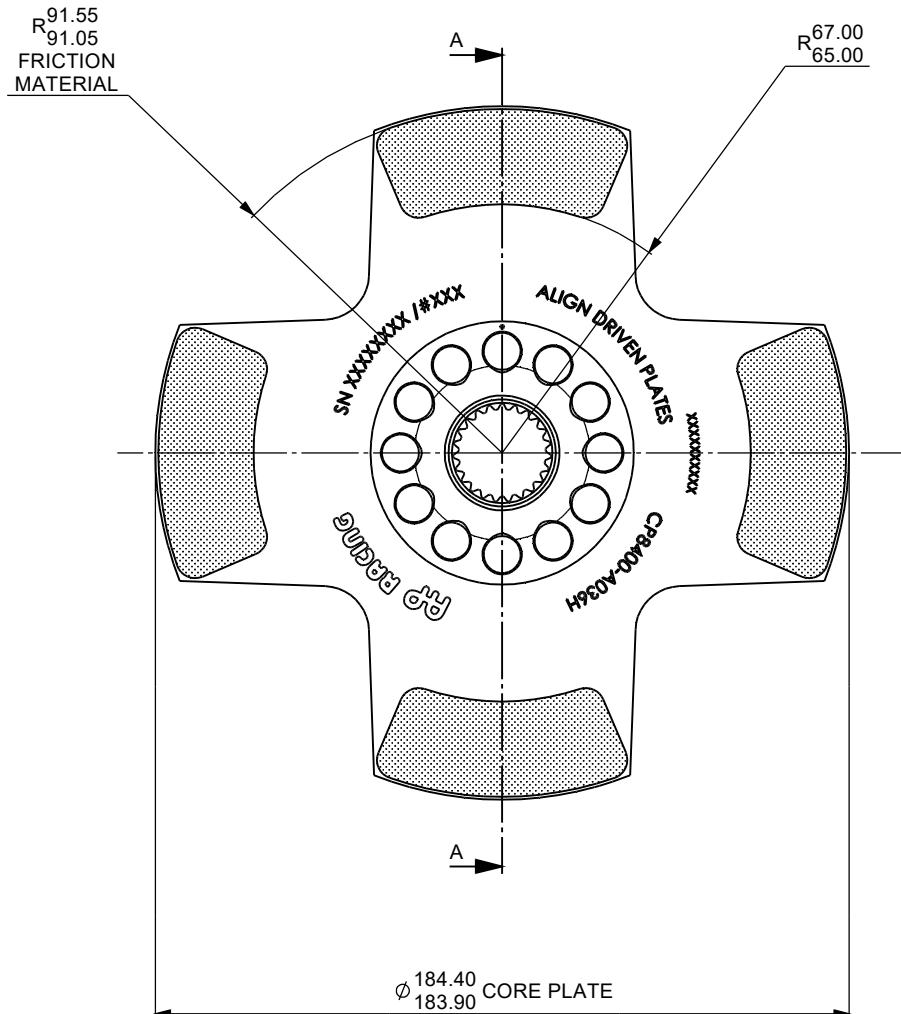


© AP Racing Ltd. 2005

AP Racing
Wheler Road
Coventry
CV3 4LB

Tel: +44 024 7663 9595
Fax: +44 024 7663 9559
e-mail: sales@apracings.co.uk
Web site: http://www.apracings.com

Issue No.	Alterations		Zone	Initials
	Date & No.	Particulars		
1	05/07/11	FIRST ISSUE	#	JG



SECTION A-A
SCALE 1 : 1

DIAMETER DEPENDS ON SPLINE SIZE.

OTHER HUB LENGTHS AND OFFSETS ARE AVAILABLE.

THIS ASSEMBLY IS INTERCHANGEABLE WITH CP8300 FAMILY (3 PADDLE VERSION) AND CP8600 FAMILY (6 PADDLE VERSION).

SCALE 1:1		SHEET 1 OF 1	
DRAWN		Jeremy Govan	
APPROVED			
DERIVED FROM			
TITLE			
Ø7,25" (184mm) DRIVEN PLATE FAMILY INSTALLATION			
DRG NO.		CP8400CD	